












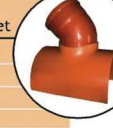




# accesorios saneamiento pvc compacto

| Ø (mm)                                   | CODO MACHO-HEMBRA 45° |          |          |    |
|--|-----------------------|----------|----------|---|
|  | Referencia            | U./Caja  | U./Palet |   |
| 110                                      | CMH110/45S            | 45       | 720      |   |
| 125                                      | CMH125/45S            | 29       | 464      |   |
| 160                                      | CMH160/45S            | 18       | 288      |   |
| 200                                      | CMH200/45S            | 6        | 96       |   |
| 250                                      | CMH250/45S            | 10       | 60       |   |
| 315                                      | CMH315/45SA           | 4        | 24       |   |
| 400                                      | CMH400/45SA           | 1        | -        |   |
| 500                                      | CMH500/45SA           | 1        | -        |   |
| CODO MACHO-HEMBRA 87° 30'                |                       |          |          |   |
| Referencia                               | U./Caja               | U./Palet |          |   |
| 110                                      | CMH110/87S            | 30       | 480      |    |
| 125                                      | CMH125/87S            | 24       | 384      |   |
| 160                                      | CMH160/87S            | 11       | 176      |   |
| 200                                      | CMH200/87S            | 6        | 96       |   |
| 250                                      | CMH250/87S            | 7        | 42       |   |
| 315                                      | CMH315/87S            | 4        | 24       |   |
| 400                                      | CMH400/87SA           | 1        | -        |   |
| 500                                      | CMH500/87SA           | 1        | -        |   |
| DERIVACIÓN MACHO-HEMBRA 45°              |                       |          |          |   |
| Referencia                               | U./Caja               | U./Palet |          |   |
| 110                                      | IMH110/45S            | 16       | 256      |    |
| 125                                      | IMH125/45S            | 11       | 176      |   |
| 160                                      | IMH160/45SF           | 8        | 128      |   |
| 200                                      | IMH200/45S            | 2        | 32       |   |
| 250                                      | IMH250/45SA           | 1        | -        |   |
| 315                                      | IMH315/45SA           | 1        | -        |   |
| DERIVACIÓN MACHO-HEMBRA 87° 30'          |                       |          |          |   |
| Referencia                               | U./Caja               | U./Palet |          |   |
| 110                                      | IMH110/87S            | 22       | 352      |    |
| 125                                      | IMH125/87S            | 12       | 192      |   |
| 160                                      | IMH160/87S            | 8        | 128      |   |
| 200                                      | IMH200/87SF           | 3        | 48       |   |
| 250                                      | IMH250/87SA           | 1        | -        |   |
| 315                                      | IMH315/87SA           | 1        | -        |   |
| 400                                      | IMH400/87SA           | 1        | -        |   |
| 500                                      | IMH500/87SA           | 1        | -        |   |
| DERIVACIÓN MACHO-HEMBRA REDUCIDA 45°     |                       |          |          |   |
| Referencia                               | U./Caja               | U./Palet |          |   |
| 250/160                                  | IMH250/160-45SA       | 1        | -        |  |
| 250/200                                  | IMH250/200-45SA       | 1        | -        |   |
| 315/160                                  | IMH315/160-45SA       | 1        | -        |   |
| 315/200                                  | IMH315/200-45SA       | 1        | -        |   |
| DERIVACIÓN MACHO-HEMBRA REDUCIDA 87° 30' |                       |          |          |   |
| Referencia                               | U./Caja               | U./Palet |          |   |
| 250/160                                  | IMH250/160-87SA       | 1        | -        |  |
| 250/200                                  | IMH250/200-87SA       | 1        | -        |   |
| 315/160                                  | IMH315/160-87SA       | 1        | -        |   |
| 315/200                                  | IMH315/200-87SA       | 1        | -        |   |
| 315/200                                  | IMH315/200-87SA       | 1        | -        |   |
| TOMA INJERTO 87° 30'                     |                       |          |          |   |
| Referencia                               | U./Caja               | U./Palet |          |   |
| 250/160                                  | TI250/160SA           | 5        | 80       |  |
| 315/160                                  | TI315/160S            | 5        | 80       |   |
| 315/200                                  | TI315/200S            | 5        | 80       |   |
| 400/160                                  | TI400/160S            | 5        | 80       |   |
| 400/200                                  | TI400/200S            | 5        | 80       |   |
| 500/160                                  | TI500/160S            | 5        | 80       |   |
| 500/200                                  | TI500/200S            | 5        | 80       |   |







| Ø (mm)                           | MANGUITOS PASAMUROS |          |          |    |  |
|----------------------------------|---------------------|----------|----------|--|--|
|                                  | Referencia          | U./Caja  | U./Palet |  |  |
| 160                              | MP160SA             | 1        | -        |  |  |
| 200                              | MP200SA             | 1        | -        |  |  |
| 250                              | MP250SA             | 1        | -        |  |  |
| 315                              | MP315SA             | 1        | -        |  |  |
| 400                              | MP400SA             | 1        | -        |  |  |
| TAPÓN CIEGO                      |                     |          |          |  |  |
| Referencia                       | U./Caja             | U./Palet |          |  |  |
| 160                              | TC160SA             | 55       | 440      |    |  |
| 200                              | TC200SA             | 25       | 200      |  |  |
| 250                              | TC250SA             | 13       | 104      |  |  |
| 315                              | TC315SA             | 6        | 48       |  |  |
| 400                              | TC400SA             | 1        | 50       |  |  |
| 500                              | TC500SA             | 1        | 18       |  |  |
| TAPÓN REGISTRO                   |                     |          |          |  |  |
| Referencia                       | U./Caja             | U./Palet |          |  |  |
| 160                              | TREG160SA           | 15       | 360      |    |  |
| 200                              | TREG200SA           | 10       | 240      |  |  |
| 250                              | TREG250SA           | 15       | 120      |  |  |
| 315                              | TREG315SA           | 1        | 24       |  |  |
| MANGUITO UNIÓN                   |                     |          |          |  |  |
| Referencia                       | U./Caja             | U./Palet |          |  |  |
| 110                              | MU110SF             | 56       | 896      |    |  |
| 125                              | MU125SF             | 40       | 640      |  |  |
| 160                              | MU160S              | 6        | 192      |  |  |
| 200                              | MU200S              | 8        | 128      |  |  |
| 250                              | MU250SA             | 1        | -        |  |  |
| 315                              | MU315SA             | 1        | -        |  |  |
| 400                              | MU400SA             | 1        | -        |  |  |
| 500                              | MU500SA             | 1        | -        |  |  |
| AMPLIACIÓN EXCÉNTRICA            |                     |          |          |  |  |
| Referencia                       | U./Caja             | U./Palet |          |  |  |
| 110/125                          | AE110/125S          | 24       | 768      |  |  |
| 110/160                          | AE110/160SF         | 35       | 560      |  |  |
| 125/160                          | AE125/160S          | 35       | 560      |  |  |
| 160/200                          | AE160/200S          | 8        | 256      |  |  |
| 160/250                          | AE160/250SA         | 7        | 77       |  |  |
| 160/315                          | AE160/315SA         | 5        | 40       |  |  |
| 200/250                          | AE200/250SA         | 5        | 60       |  |  |
| 200/315                          | AE200/315SA         | 4        | 32       |  |  |
| 250/315                          | AE250/315SA         | 1        | 32       |  |  |
| 315/400                          | AE315/400SA         | 1        | 18       |  |  |
| DERIVACIÓN HEMBRA-HEMBRA 87° 30' |                     |          |          |  |  |
| Referencia                       | U./Caja             | U./Palet |          |  |  |
| 315/200                          | DHH315/200-87SA     | 1        | -        |  |  |
| 400/200                          | DHH400/200-87SA     | 1        | -        |  |  |
| 630/200                          | DHH630/200-87SA     | 1        | -        |  |  |

| Ø (mm)                      | INJERTO A TUBO 45° |          |          |  |
|-----------------------------|--------------------|----------|----------|---|
|                             | Referencia         | U./Caja  | U./Palet |   |
| 315/200                     | IT315/200-45S      | 1        | -        |   |
| 400/200                     | IT400/200-45S      | 1        | -        |   |
| 500/200                     | IT500/200-45S      | 1        | -        |   |
| 630/200                     | IT630/200-45S      | 1        | -        |   |
| 800/200                     | IT800/200-45S      | 1        | -        |   |
| 400/250                     | IT400/250-45S      | 1        | -        |   |
| 500/250                     | IT500/250-45S      | 1        | -        |   |
| 630/250                     | IT630/250-45S      | 1        | -        |   |
| 800/250                     | IT800/250-45S      | 1        | -        |   |
| INJERTO A TUBO 90°          |                    |          |          |   |
| Referencia                  | U./Caja            | U./Palet |          |   |
| 315/200                     | IT315/200S         | 1        | -        |  |
| 400/200                     | IT400/200S         | 1        | -        |   |
| 500/200                     | IT500/200S         | 1        | -        |   |
| 630/200                     | IT630/200S         | 1        | -        |   |
| 800/200                     | IT800/200S         | 1        | -        |   |
| 400/250                     | IT400/250S         | 1        | -        |   |
| 500/250                     | IT500/250S         | 1        | -        |   |
| 630/250                     | IT630/250S         | 1        | -        |   |
| 800/250                     | IT800/250S         | 1        | -        |   |
| JUNTA DE ACOMETIDA CONDUSAN |                    |          |          |   |
| Referencia                  | U./Caja            | U./Palet |          |   |
| 315/160                     | JAC315/160         | 300      | -        |  |
| 315/200                     | JAC315/200         | 150      | -        |   |
| 400/160                     | JAC400/160         | 300      | -        |   |
| 400/200                     | JAC400/200         | 150      | -        |   |
| 400/250                     | JAC400/250         | 100      | -        |   |
| 500/160                     | JAC500/160         | 300      | -        |   |
| 500/200                     | JAC500/200         | 150      | -        |   |
| 500/250                     | JAC500/250         | 100      | -        |   |
| 630/200                     | JAC630/200         | 135      | -        |   |
| 630/250                     | JAC630/250         | 100      | -        |   |
| 630/315                     | JAC630/315         | 60       | -        |   |
| 800/200                     | JAC800/200         | 135      | -        |   |
| 800/250                     | JAC800/250         | 100      | -        |   |
| 800/315                     | JAC800/315         | 60       | -        |   |



Otros accesorios consultar

# accesorios P.E. condusan

| Ø (mm)                | CODO 45°   |          |         |    |
|-----------------------|------------|----------|---------|---|
|                       | Referencia | U./Caja  | U./Caja |   |
| 200                   | CC200/45   | 1        | -       |   |
| 250                   | CC250/45   | 1        | -       |   |
| 315                   | CC315/45   | 1        | -       |   |
| 400                   | CC400/45   | 1        | -       |   |
| 500                   | CC500/45   | 1        | -       |   |
| 630                   | CC630/45   | 1        | -       |   |
| 800                   | CC800/45   | 1        | -       |   |
| CODO 90°              |            |          |         |   |
| Referencia            | U./Caja    | U./Palet |         |   |
| 200                   | CC200/90   | 1        | -       |    |
| 250                   | CC250/90   | 1        | -       |   |
| 315                   | CC315/90   | 1        | -       |   |
| 400                   | CC400/90   | 1        | -       |   |
| 500                   | CC500/90   | 1        | -       |   |
| 630                   | CC630/90   | 1        | -       |   |
| 800                   | CC800/90   | 1        | -       |   |
| DERIVACIÓN 45°        |            |          |         |   |
| Referencia            | U./Caja    | U./Palet |         |   |
| 200                   | TC200/45   | 1        | -       |    |
| 250                   | TC250/45   | 1        | -       |   |
| 315                   | TC315/45   | 1        | -       |   |
| 400                   | TC400/45   | 1        | -       |   |
| 500                   | TC500/45   | 1        | -       |   |
| DERIVACIÓN 87°        |            |          |         |   |
| Referencia            | U./Caja    | U./Palet |         |   |
| 200                   | TC200/87   | 1        | -       |    |
| 250                   | TC250/87   | 1        | -       |   |
| 315                   | TC315/87   | 1        | -       |   |
| 400                   | TC400/87   | 1        | -       |   |
| 500                   | TC500/87   | 1        | -       |   |
| MANGUITO              |            |          |         |   |
| Referencia            | U./Caja    | U./Palet |         |   |
| 160                   | MSP160D    | 1        | -       |  |
| 200                   | MSP200D    | 1        | -       |   |
| 250                   | MSP250D    | 1        | -       |   |
| 315                   | MSP315D    | 1        | -       |   |
| 400                   | MSP400D    | 1        | -       |   |
| 500                   | MSP500D    | 1        | -       |   |
| 630                   | MSP630D    | 1        | -       |   |
| AMPLIACIÓN EXCÉNTRICA |            |          |         |   |
| Referencia            | U./Caja    | U./Palet |         |   |
| 400/160               | AEC400/160 | 1        | -       |  |
| 400/200               | AEC400/200 | 1        | -       |   |
| 400/250               | AEC400/250 | 1        | -       |   |
| 500/160               | AEC500/160 | 1        | -       |   |
| 500/200               | AEC500/200 | 1        | -       |   |
| 500/250               | AEC500/250 | 1        | -       |   |
| 500/315               | AEC500/315 | 1        | -       |   |

Otros accesorios consultar